

Online SRTs Guide for Educators

This guide provides educators with information on the [online Student Readiness Tools \(SRTs\)](#) (Minnesota Assessment Hub > Resources & Training > Student Readiness Tools (SRTs) > Online SRTs) for students preparing to take an online MCA.

The online SRTs can be used to familiarize students with the look and feel of an online MCA, the types of questions on the test, and how to indicate answers to questions.

Note: The SRTs are not representative of the grade-level content of the MCAs. The [Minnesota Questions Tool \(MQT\)](#) (Testing 1, 2, 3 > Assess > Released MCA Questions) contains released or sample test questions from past MCAs for reading, mathematics, and science to help educators better understand how the MCAs are aligned to the Minnesota K-12 Academic Standards. In addition to supporting educators in understanding how the academic standards are assessed, this tool is used to identify student misconceptions and provide examples of questions that assess student understanding at different DOK (Depth of Knowledge) levels.

Educators can familiarize themselves with the online SRTs before using the tools with students. Educators may also use the online SRTs in conjunction with the [paper SRTs](#) (Minnesota Assessment Hub > Resources & Training > Student Readiness Tools (SRTs) > Paper SRTs) to identify the appropriate accommodations for their students.

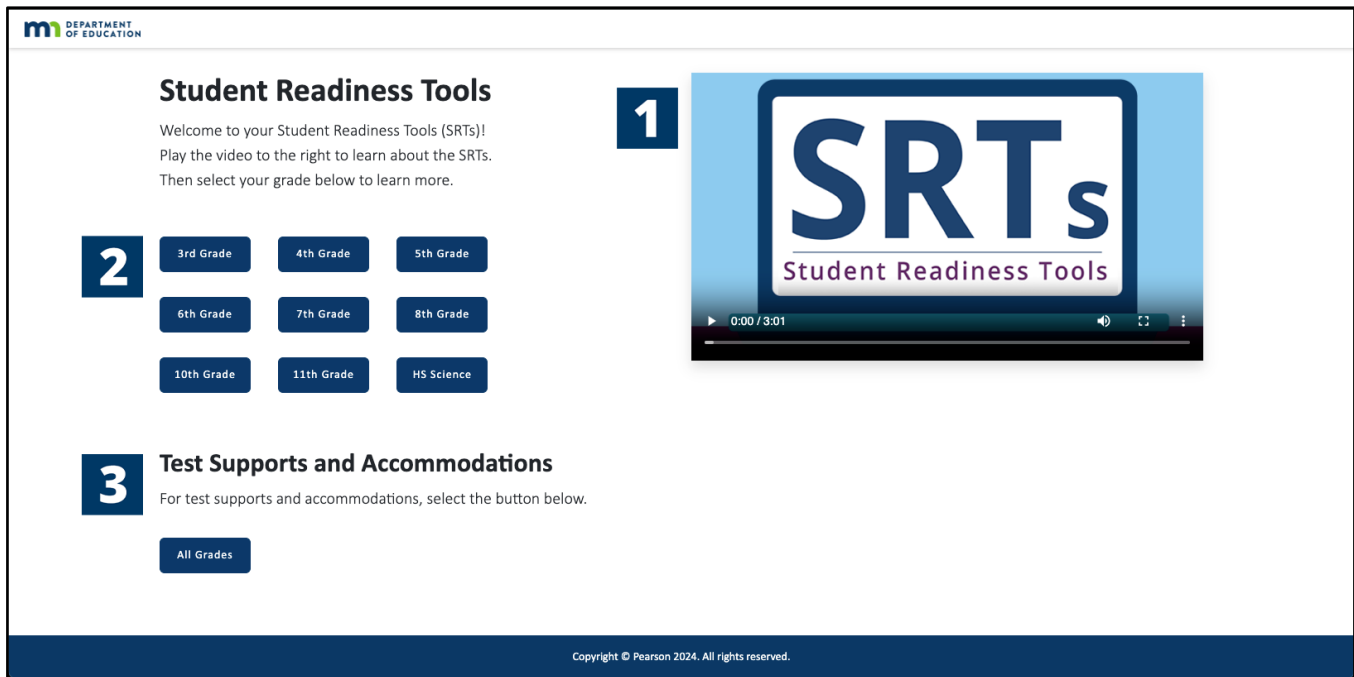
This guide outlines the organization of the online SRTs and how they can be effectively used to prepare students for the MCAs. For additional detailed information on each of the features covered in the tutorials, refer to the *Online SRT Tutorials Supplemental Information* guide on the [Minnesota Assessment Hub](#) (Minnesota Assessment Hub > Resources & Training > Student Readiness Tools (SRTs) > Online SRTs).

Note: Separate assistive technology (AT) online test forms are now available for the new Reading and Science MCAs and Alt MCAs that allow AT to interact directly with the online test in TestNav. There are two versions of the AT online forms: one for screen readers and one for non-screen readers. Prior to testing, it is important to verify the AT will work with the online test. Because AT online test forms are required to exist in a secure environment, the non-secure online SRTs environment does not allow AT use that mimics the actual online testing experience in TestNav with an AT online form. Educators will need to work with the District or School Assessment Coordinator to gain access to a sample test form in TestNav in order for the teacher and student to verify the AT's compatibility with TestNav. These sample test forms consist of online Reading and Science MCA and Alt MCA SRT sample items that allow the student to practice interacting with items online using their AT. For more information on AT online forms, refer to the [Student Tools and Supports](#) page on the Minnesota Assessment Hub (Minnesota Assessment Hub > Resources & Training > Student Tools and Supports > Assistive Technology Online Forms).

Organization of the Online SRTs

Homepage

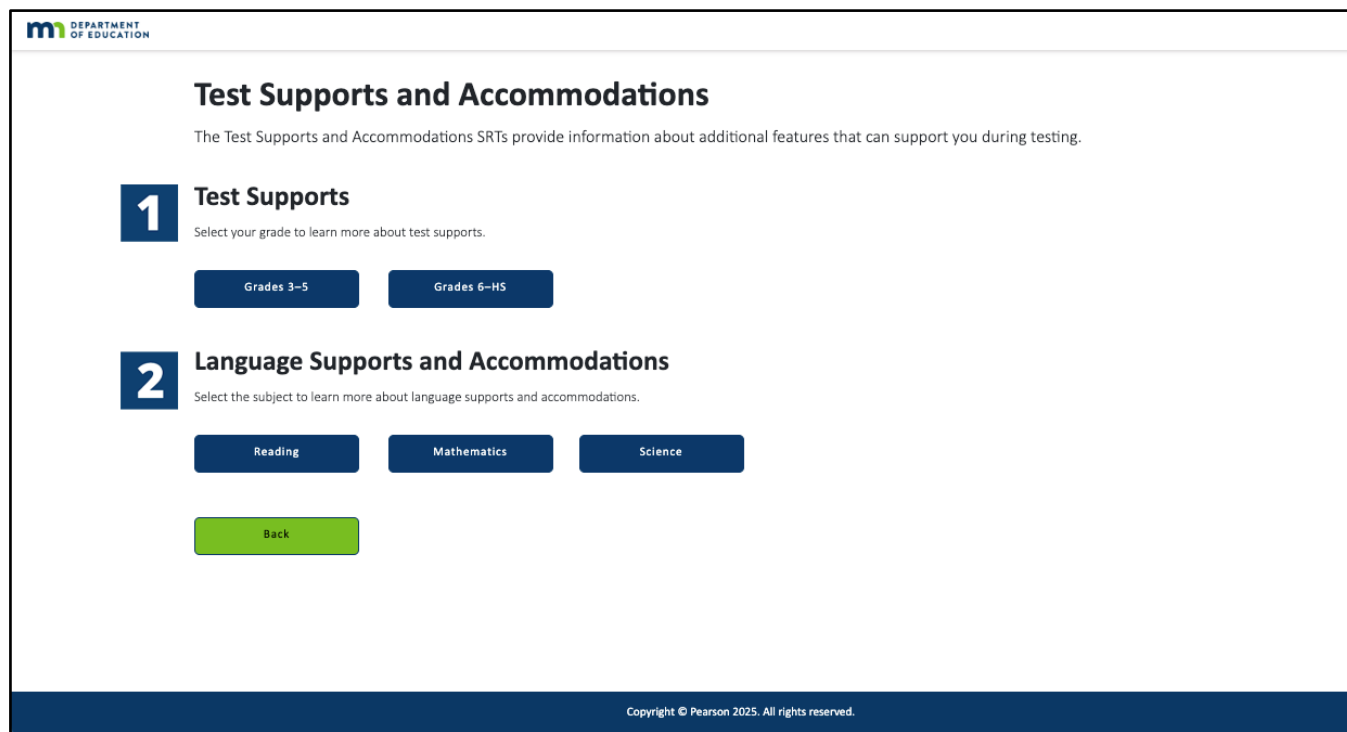
On the homepage, an introductory video to the online SRTs is available, and the tutorials are organized by grade level and Test Supports and Accommodations. To access the tutorials, select the applicable buttons.



- 1 Online SRTs Introductory Video:** This short introductory video explains the purpose of the online SRTs and describes how the tutorials are organized and accessed.
- 2 Grade-Level Tutorials:** Each grade-level tutorial includes informational videos and practice opportunities relevant to what students will experience on the MCAs. Students and educators will learn how to interact with the testing platform TestNav, use its tools, and answer various types of questions.
- 3 Test Supports and Accommodations:** The Test Supports and Accommodations section includes information about the various test supports, accessibility features, and accommodations available to students on the MCAs.

Test Supports and Accommodations Page

On the Test Supports and Accommodations page, the tutorials are organized by Test Supports and Language Supports and Accommodations. To access the tutorials, select the applicable buttons.



The screenshot shows a web page titled "Test Supports and Accommodations" from the Michigan Department of Education. It includes a sub-header explaining that the SRTs provide information about additional features for testing. The page is divided into two main sections: "1 Test Supports" and "2 Language Supports and Accommodations". The "Test Supports" section has two buttons: "Grades 3-5" and "Grades 6-HS". The "Language Supports and Accommodations" section has three buttons: "Reading", "Mathematics", and "Science", along with a "Back" button. A copyright notice for Pearson 2025 is at the bottom.

Test Supports and Accommodations

The Test Supports and Accommodations SRTs provide information about additional features that can support you during testing.

1 Test Supports
Select your grade to learn more about test supports.

Grades 3-5 Grades 6-HS

2 Language Supports and Accommodations
Select the subject to learn more about language supports and accommodations.

Reading Mathematics Science

Back

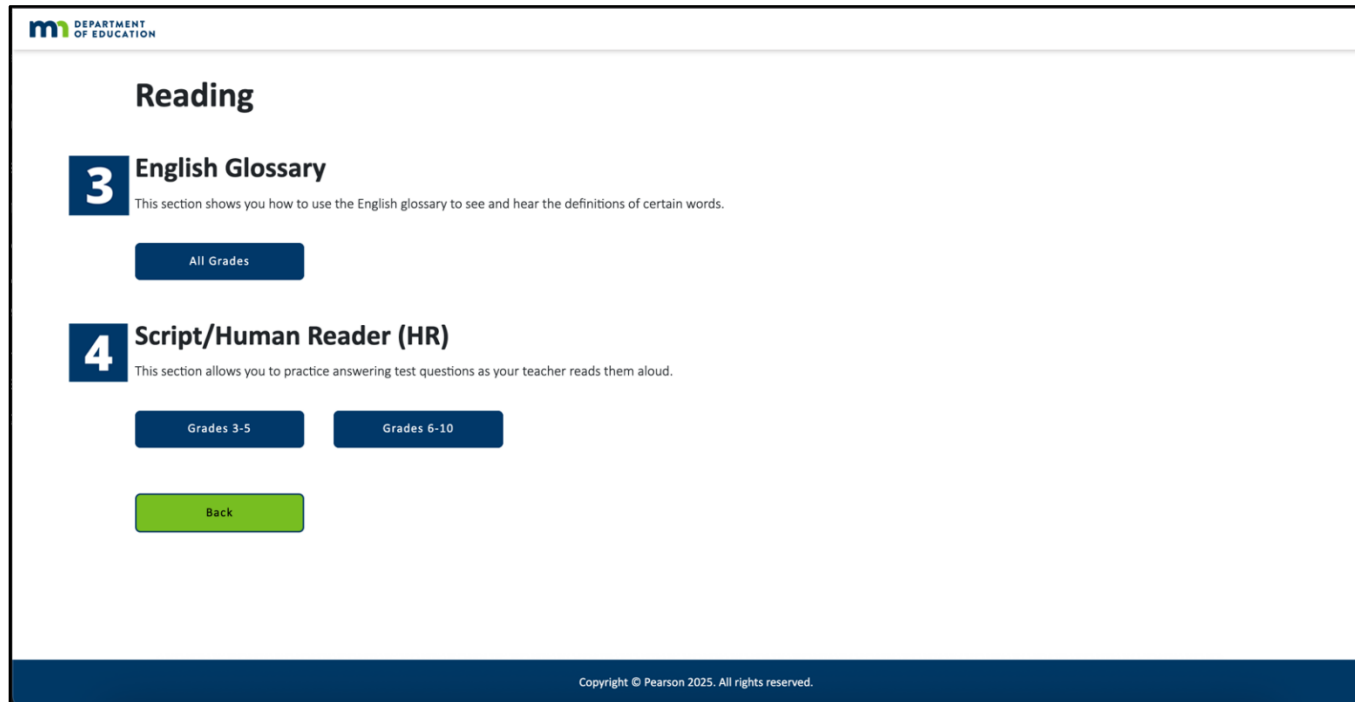
Copyright © Pearson 2025. All rights reserved.

- 1 Test Supports:** These tutorials address the accessibility features that are most likely used by students who require varied levels of support, consistent with instruction and supports used during testing. Test supports are available in all grades and subjects.
- 2 Language Supports and Accommodations:** These tutorials address the various language supports and accommodations that are available to students.

Language Supports and Accommodations Section

Reading Page

On the Reading page of the Language Supports and Accommodations section, the tutorials include English Glossary and Script/Human Reader (HR) tutorials. To access the tutorials, select the applicable buttons.

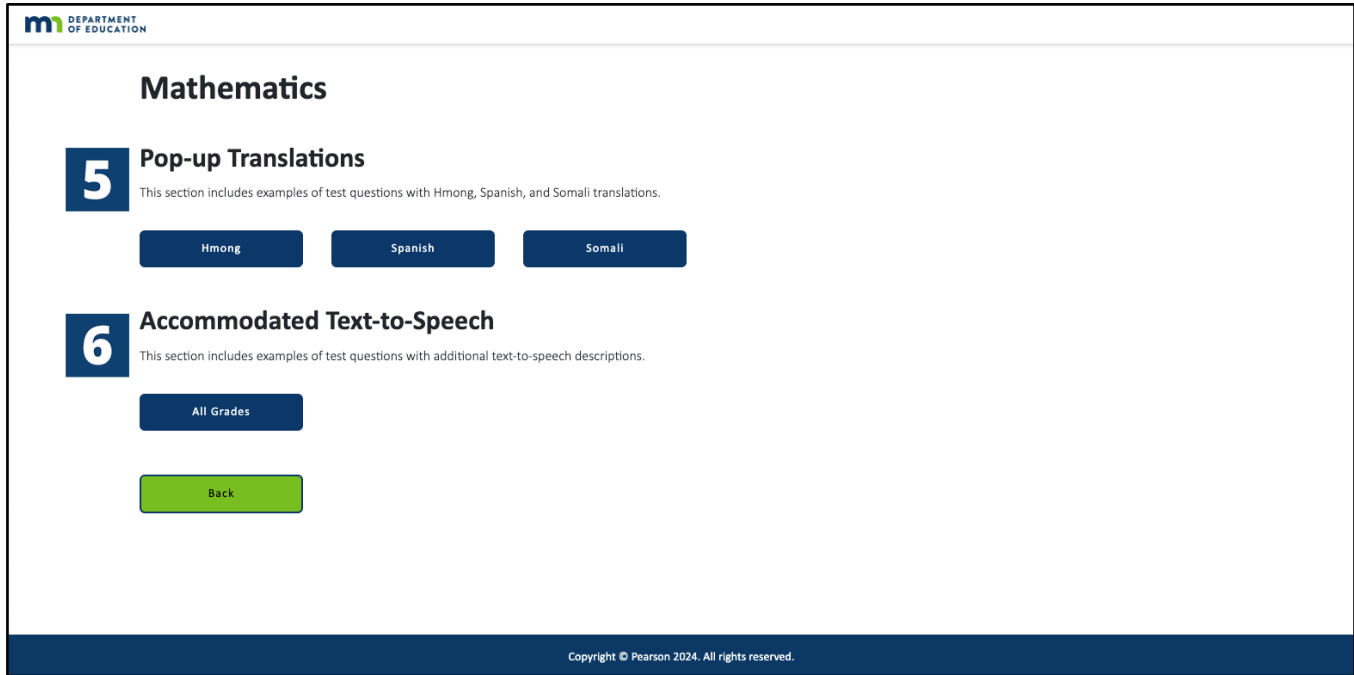


3 English Glossary: These tutorials give students the opportunity to practice using the English Glossary to see and hear the definitions of academic terms within the questions. This feature is available to all students.

4 Script/Human Reader (HR): These tutorials include questions that correspond to a script that is read aloud by an educator. This accommodation is available only for students with an IEP or 504 plan who will take the reading test online but need a human reader. Educators making decisions about which students will use this accommodation on the test and whether students will test online or on paper can also review the tutorials. Scripts for each grade-level grouping resource can be accessed on the [Minnesota Assessment Hub](#) (Minnesota Assessment Hub > Resources & Training > Student Readiness Tools (SRTs) > Paper SRTs).

Mathematics Page

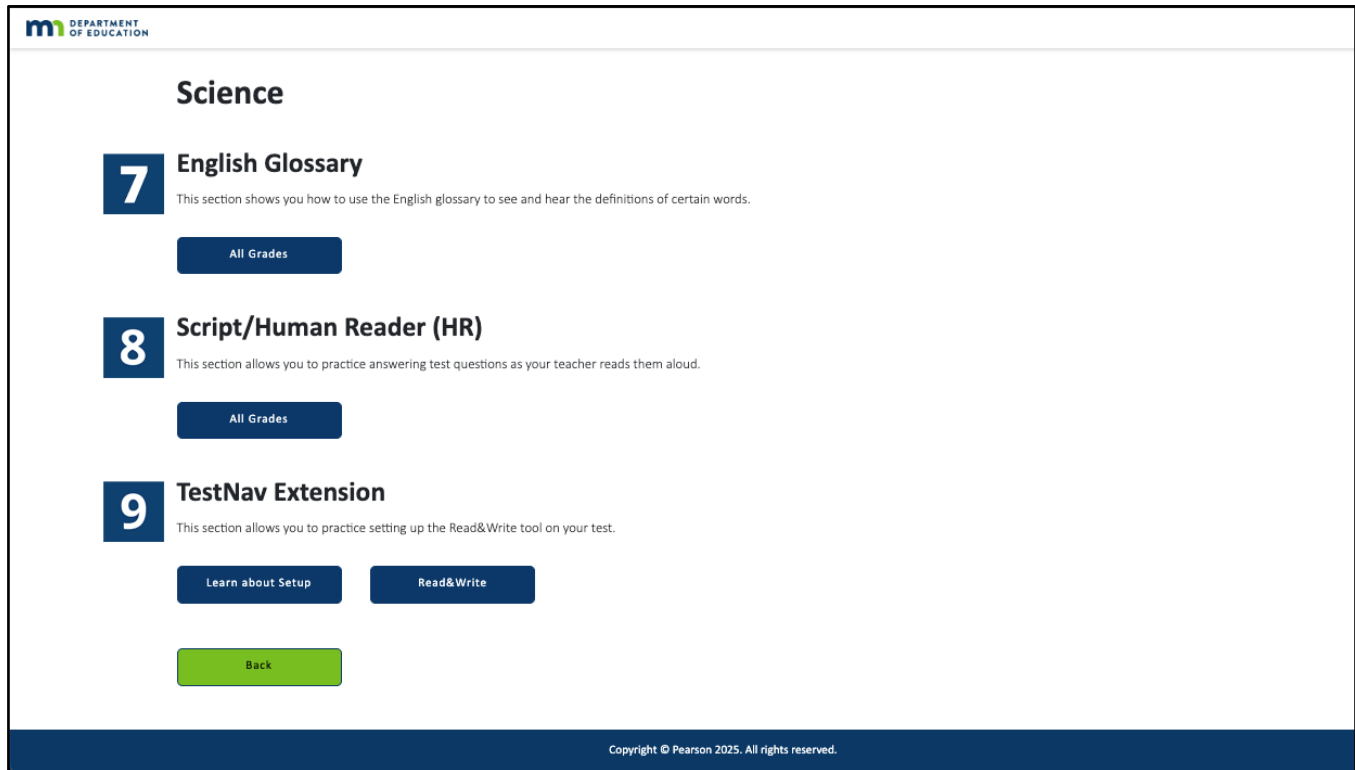
On the Mathematics page of the Language Supports and Accommodations section, the tutorials include Pop-up Translations and Accommodated Text-to-Speech tutorials. To access the tutorials, select the applicable buttons.



- 5 Pop-up Translations:** These tutorials give students the opportunity to practice accessing translations of academic terms in different types of questions. Educators making decisions about which students will use this support on the test can also review the applicable language tutorials.
- 6 Accommodated Text-to-Speech:** These tutorials include questions from the online SRTs with accommodated text-to-speech applied. Accommodated text-to-speech provides audio for graphics and tables in addition to the audio provided for standard text-to-speech. This support is available only for students with an IEP or 504 plan. Educators making decisions about which students will use this support on the test can also review the tutorials.

Science Page

On the Science page of the Language Supports and Accommodations section, the tutorials include English Glossary, Script/Human Reader (HR), and TestNav Extension tutorials. To access the tutorials, select the applicable buttons.



Science

7 English Glossary
This section shows you how to use the English glossary to see and hear the definitions of certain words.
[All Grades](#)

8 Script/Human Reader (HR)
This section allows you to practice answering test questions as your teacher reads them aloud.
[All Grades](#)

9 TestNav Extension
This section allows you to practice setting up the Read&Write tool on your test.
[Learn about Setup](#) [Read&Write](#)
[Back](#)

Copyright © Pearson 2025. All rights reserved.

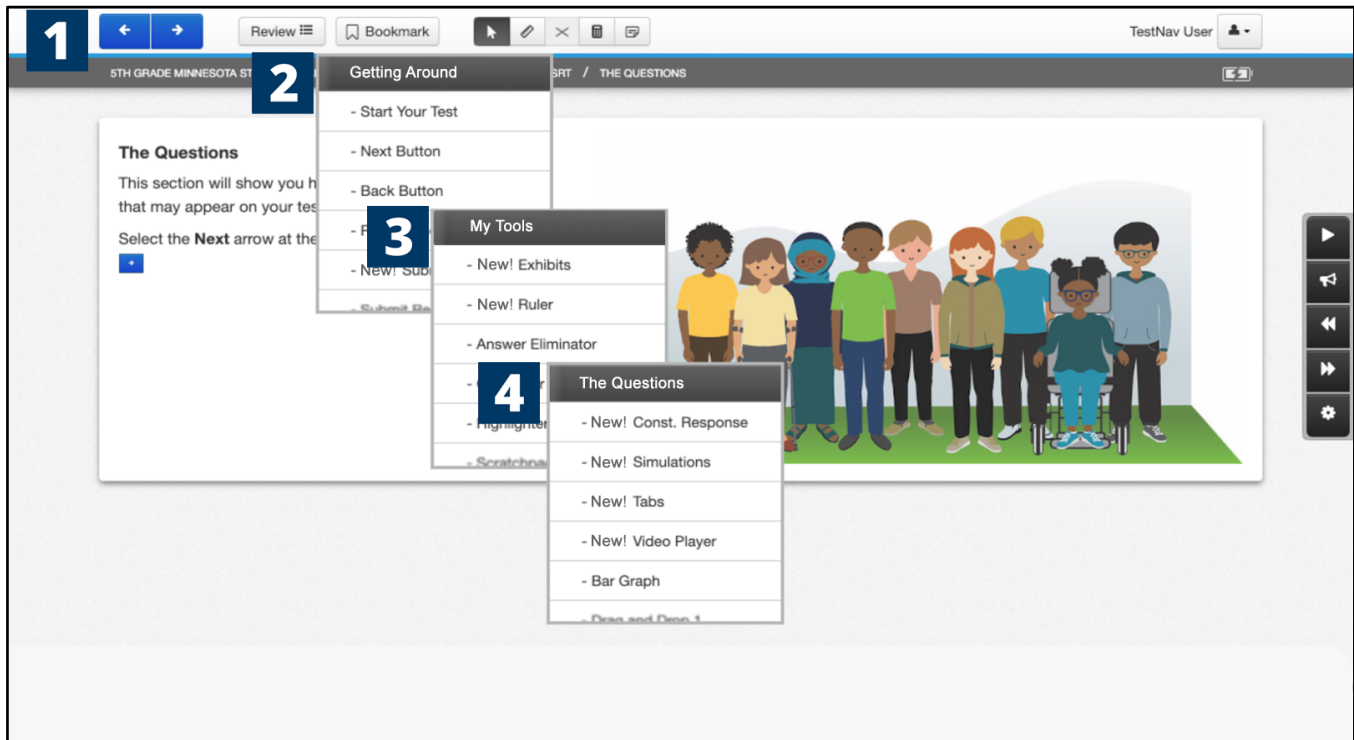
7 English Glossary: These tutorials give students the opportunity to practice using the English Glossary to see and hear the definitions of academic terms within the questions. This feature is available to all students.

8 Script/Human Reader (HR): These tutorials include questions that correspond to a script that is read aloud by an educator. This accommodation is available only for students with an IEP or 504 plan who will take the science test online but need a human reader. Educators making decisions about which students will use this accommodation on the test and whether students will test online or on paper can also review the tutorials. The script can be accessed on the [Minnesota Assessment Hub](#) (Minnesota Assessment Hub > Resources & Training > Student Readiness Tools (SRTs) > Paper SRTs).

9 TestNav Extension: This tutorial gives students the opportunity to practice using the Read&Write tool. This tool helps students answer constructed-response questions on their science test by supporting their writing. Read&Write is available to all students, but districts must enable specific features of this support prior to testing.

Accessing the Online SRT Tutorials

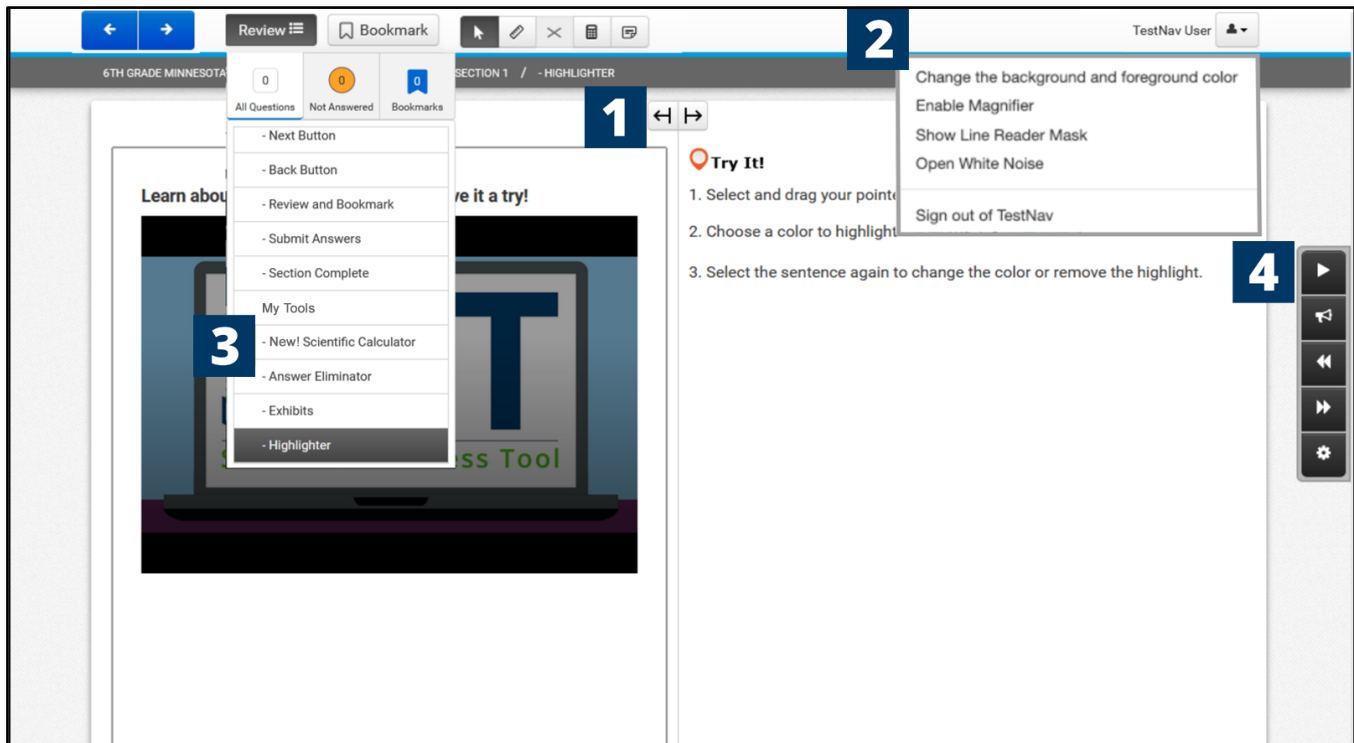
The grade-level online SRT tutorials are grouped into three sections: Getting Around, My Tools, and The Questions.



- 1 Accessing the Online SRTs:** Within each grade-level SRT, the various tutorials can be accessed by selecting the Next and Back buttons or by scrolling through the Review list. Note: The Review list scrolls through all tutorials for each grade.
- 2 Getting Around:** This section explains how to navigate the testing platform TestNav. It also emphasizes the importance of reading test directions and reviewing answers before completing a section or group of questions.
- 3 My Tools:** This section describes the various tools that students may have access to while testing.
- 4 The Questions:** This section addresses all question types that students may encounter while testing in their respective grade. Throughout the tutorials, the standard text-to-speech accessibility feature is available to students who need this support.

Features of Online SRT Tutorials

Each online SRT tutorial contains a short video, where students can learn about the functionality of the test feature, and a “Try It!” section, where students can practice interacting with the test feature. Some tutorials contain only a video lesson.



- 1 Tutorial Layout:** Tutorials are presented in a customizable split screen. The size of the video or the “Try It!” section can be increased by selecting the arrow buttons. Note: In the MCAs, this function is not available.
- 2 Tools and Test Supports:** All applicable tools and test supports can be accessed in the toolbar or from the user dropdown menu in the top-right corner.
- 3 “New!” Tutorial Announcement:** All SRT tutorials can be viewed and accessed from the Review list. When a tutorial is preceded by the label “New!,” this means that the test feature is new for the grade level.
- 4 Text-to-Speech Controls and Settings:** Throughout the tutorials, the standard text-to-speech accessibility feature is available to students who need this support.

Setting Up the Online SRTs for Success

The online SRTs prepare students for testing by familiarizing them with the various tools, question types, and accessibility features that they may encounter on their MCAs. Ultimately, the goal of the SRTs is to ensure that students feel comfortable and confident navigating the test on testing day.

The online SRTs are:	The online SRTs are not:
<ul style="list-style-type: none"> Online tools to help educators and students become familiar with TestNav’s format and functionality. Resources for educators to use in a way that best suits their students’ needs and instructional goals. 	<ul style="list-style-type: none"> High-stakes assessments. Practice or sample tests (The SRTs focus on functionality rather than on test content).

Tips for educators using the online SRTs

Best practice for using the online SRTs with students is at the discretion of the educator and should be tailored to student needs. For example, some educators may choose to practice all online SRT sections with a student in a given day while others may focus on only one section per day.

- The Getting Around section is best presented as a group to ensure student understanding of navigation basics for the online MCAs and the SRTs.
- Elementary students may need support from the educator throughout the lessons to ensure they are accessing the correct lessons.
- Beginning in grade 4, the “New!” label alerts students that there is a new tool, question type, or accessibility feature to learn about for that year. Some students may only need to review the “New!” tutorials, while others may need to revisit previous tutorials as well. Educators may identify which tutorials are “New!” before starting any SRT activities.
- It is recommended that educators consider demonstrating the online SRTs to students first and encouraging independent practice, rather than assigning the SRTs solely as independent student work.
- It is recommended that the SRTs be broken into multiple sessions to avoid student fatigue.

Tips for students using individualized scaffolding within the online SRTs

Before students move into the SRTs independently, it is important that they understand the following options are available to support their individual learning styles:

- Muting the video and reading closed captions
- Pausing and rewinding the video to review content
- Video player controls to change the video speed, either speeding up or slowing down the video
- Text-to-speech player to listen to text on the screen
- Split-screen view to engage with the “Try It!” sections alongside the video lessons
- Student choice and flexibility to only watch the video lesson or only participate in the “Try It!” section

Online SRT Tutorials by Grade

Grade 3		
Getting Around	My Tools	The Questions
Start Your Test Next Button Back Button Review and Bookmark Submit Answers: Reading/Math	Answer Eliminator Calculator (TI108 and Desmos) Exhibits Highlighter Pencil 1 Pencil 2 Ruler Scratchpad White Noise	Bar Graph Drag and Drop Equation Editor Fill in the Blank Fraction Model Hot Spot 1 Hot Spot 2 Hot Text Inline Choice Multiple Choice Multiple Response Order Reading Passage Slider Table Grid

Grade 4		
Getting Around	My Tools	The Questions
Start Your Test Next Button Back Button Review and Bookmark Submit Answers: Reading/Math	New! Protractor Answer Eliminator Calculator (TI108 and Desmos) Exhibits Highlighter Pencil 1 Pencil 2 Ruler Scratchpad White Noise	New! Point Graph Bar Graph Drag and Drop 1 Drag and Drop 2 Equation Editor Fill in the Blank Fraction Model Hot Spot 1 Hot Spot 2 Hot Text Inline Choice Multiple Choice Multiple Response Order Reading Passage Slider Table Grid

Grade 5		
Getting Around	My Tools	The Questions
Start Your Test Next Button Back Button Review and Bookmark New! Submit Answers: Science Submit Answers: Reading/Math	Answer Eliminator Calculator (TI108 and Desmos) Exhibits Highlighter Pencil 1 Pencil 2 Ruler Scratchpad White Noise	New! Constructed Response New! Simulations New! Tabs New! Video Player Bar Graph Drag and Drop 1 Drag and Drop 2 Equation Editor Fill in the Blank Fraction Model Hot Spot 1 Hot Spot 2 Hot Text Inline Choice Multiple Choice Multiple Response Order Point Graph Reading Passage Slider Table Grid

Grade 6		
Getting Around	My Tools	The Questions
Start Your Test Next Button Back Button Review and Bookmark Submit Answers: Reading/Math	New! Scientific Calculator (TI30 and Desmos) Answer Eliminator Exhibits Highlighter Pencil 1 Pencil 2 Scratchpad White Noise	Bar Graph Drag and Drop 1 Drag and Drop 2 Equation Editor Fill in the Blank Fraction Model Hot Spot 1 Hot Spot 2 Hot Text Inline Choice Multiple Choice Multiple Response Order Point Graph Reading Passage Slider Table Grid

Grade 7		
Getting Around	My Tools	The Questions
Start Your Test Next Button Back Button Review and Bookmark Submit Answers: Reading/Math	Answer Eliminator Scientific Calculator (TI30 and Desmos) Exhibits Highlighter Pencil 1 Pencil 2 Scratchpad White Noise	New! Shape Transformation Bar Graph Drag and Drop 1 Drag and Drop 2 Equation Editor Fill in the Blank Fraction Model Hot Spot 1 Hot Spot 2 Hot Text Inline Choice Multiple Choice Multiple Response Order Point Graph Reading Passage Slider Table Grid

Grade 8		
Getting Around	My Tools	The Questions
Start Your Test Next Button Back Button Review and Bookmark Submit Answers: Reading/Math Submit Answers: Science	New! Graphing Calculator (TI84 and Desmos) New! Straightedge Answer Eliminator Calculator (TI108 and Desmos) Exhibits Highlighter Pencil 1 Pencil 2 Ruler Scratchpad White Noise	New! Number Line 1 New! Number Line 2 Bar Graph Constructed Response Drag and Drop 1 Drag and Drop 2 Equation Editor Fill in the Blank Fraction Model Hot Spot 1 Hot Spot 2 Hot Text Inline Choice Multiple Choice Multiple Response Order Point Graph Reading Passage Simulations Slider Tabs Table Grid Video Player

Grade 10 Reading		
Getting Around	My Tools	The Questions
Start Your Test Next Button Back Button Review and Bookmark Submit Answers: Reading/Math	Answer Eliminator Highlighter Scratchpad White Noise	Drag and Drop 1 Drag and Drop 2 Hot Spot Hot Text Inline Choice Multiple Choice Multiple Response Order Reading Passage Table Grid

Grade 11 Mathematics		
Getting Around	My Tools	The Questions
Start Your Test Next Button Back Button Review and Bookmark Submit Answers: Reading/Math	Answer Eliminator Graphing Calculator (TI84 and Desmos) Exhibits Highlighter Pencil 1 Pencil 2 Scratchpad Straightedge White Noise	New! Function Graph New! Solution Set Bar Graph Drag and Drop Equation Editor Fill in the Blank Fraction Model Hot Spot 1 Hot Spot 2 Inline Choice Multiple Choice Multiple Response Number Line 1 Number Line 2 Order Point Graph Shape Transformation Slider Table Grid

High School Science		
Getting Around	My Tools	The Questions
Start Your Test Next Button Back Button Review and Bookmark Submit Answers: Science	Answer Eliminator Calculator (TI108 and Desmos) Highlighter Ruler Scratchpad White Noise	Bar Graph Constructed Response Drag and Drop Fill in the Blank Hot Spot Inline Choice Multiple Choice Multiple Response Order Point Graph Simulations Slider Tabs Table Grid Video Player

Test Supports	
Grades 3–5	Grades 6–HS
Answer Masking Color Contrast Line Reader Mask Magnifier 1 Magnifier 2 Text-to-Speech (TTS) Zoom for Mac Zoom for PC Zoom for Touchscreen	Answer Masking Color Contrast Line Reader Mask Magnifier 1 Magnifier 2 Text-to-Speech (TTS) Zoom for Mac Zoom for PC Zoom for Touchscreen

Pop-up Translations (Mathematics Only) – All Grades		
Hmong	Spanish	Somali
Hmong Translation 1 Hmong Translation 2	Spanish Translation 1 Spanish Translation 2	Somali Translation 1 Somali Translation 2

Accommodated Text-to-Speech (Mathematics Only) – All Grades

Text-to-Speech (TTS)

Bar Graph

Drag and Drop

Solution Set

Table Grid

English Glossary (Reading and Science)* – All Grades

English Glossary 1

English Glossary 2

*An English Glossary SRT is provided for each subject.

Script/Human Reader (HR) (Reading) – Grades 3–5

Passage: Creatures of the Night

Question 1: Multiple Choice

Question 2: Multiple Response

Passage: Out of the Dark

Question 1: Multiple Choice

Question 2: Multiple Response

Script/Human Reader (HR) (Reading) – Grades 6–10

Passage: From the Diary of Pierre Rocher

Question 1: Multiple Choice

Question 2: Multiple Response

Passage: The Eiffel Tower

Question 1: Multiple Choice

Question 2: Multiple Response

Script/Human Reader (HR) (Science) – All Grades

Phenomenon: Pond Ecosystem

Question 1: Multiple Choice

Question 2: Constructed Response

Question 3: Multiple Response

Question 4: Fill in the Blank

Phenomenon: Pet Species

Question 1: Multiple Response

Question 2: Constructed Response

Question 3: Multiple Choice

Question 4: Fill in the Blank

TestNav Extension (Science Only) – All Grades

Learn about Setup

Read&Write