Paper SRTs Guide for Educators

This guide supports educators in understanding and using the paper Student Readiness Tools (SRTs) for students who are preparing to take a paper MCA.

The purpose of the paper SRTs is to help students become familiar with the look and feel of the paper MCA, the types of questions included, and the correct way to record their answers. It is important that students understand how to correctly mark their answers, as district staff must enter student responses into an online data entry form during testing in order for their responses to be scored.

Note: The SRTs are not representative of grade-level content on the MCAs. The Minnesota Questions Tool (MQT) provides released or sample test questions from past MCAs in reading, math, and science to help educators better understand how the MCAs are aligned to the Minnesota K-12 Academic Standards. Educators can also use the tool to identify student misconceptions and provide examples of questions that assess student understanding at different DOK (Depth of Knowledge) levels.

It is recommended that educators review the paper SRTs independently before using them with students. Educators may also use the paper SRTs in conjunction with the online SRTs to help identify appropriate accommodations for their students.

This guide outlines the various components of the paper SRTs and how they can be used effectively to prepare students for the MCAs.

If you are printing the math large print (18- and 24-point) paper SRTs, refer to the following steps to ensure they print correctly.

- Load 11" x 17" size paper into your printer
- Select 11" x 17" page size within the Printer options on your device
- Print at 100% scale (do not scale to fit page)

If you are printing the reading or science large print (18-point) paper SRTs, use 8.5" x 11" paper. Although the font size is increased, the paper size is 8.5" x 11". More information on the paper materials is available in the *Guidance for Universal Supports and Accommodations for Minnesota Statewide Assessments* on MDE's website.

Information	Sample Image
Title Page – Math SRTs Math paper SRTs are available for grade-level groupings 3-4, 5-6, 7-8, and 11. They are offered in 12-point, 18-point, and 24-point font. Braille versions of all paper SRTs are available to order. Math SRT scripts are also available. The braille and SRT scripts include additional information for the Test Administrator who will use these materials with students.	 Sample shown: MCA Paper SRT Grades 3-4 Math
Title Page – Reading and Science SRTs Reading paper SRTs are available for grades 3-5 and 6-10. They are offered in 12-point and 18-point font. Each Reading SRT includes a Reading Passages Book and a Reading Test Book, which should be used together. Braille versions of these materials are available to order. Reading SRT scripts are also available. The braille and SRT scripts include additional information for the Test Administrator who will use these materials with students.	 Sample shown: MCA Paper SRT Grades 3-5 Reading Test Book

Information	Sample Image
The science paper SRT can be used for all grades of science (5, 8, and high school). It is offered in 12-point and 18-point font. Each Science SRT includes a Science Phenomena Book and a Science Test Book, which should be used together. Braille versions of these materials are available to order. A science SRT script is also available. The braille and SRT script include additional information for the Test Administrator who will use these materials with students.	 Sample shown: MCA Paper SRT All Grades Science Phenomena Book

Information	Sample Image
Symbols on the Test The *Symbols on the Test* page is included in all versions of the paper SRTs. It introduces the symbols students will see on the paper MCAs and helps them understand how these symbols guide navigation and question completion. The symbols used on the Math MCA differ slightly from those used on the Reading and Science MCAs. Educators may take time to discuss these symbols with students and point them out to students as they move through the paper SRT.	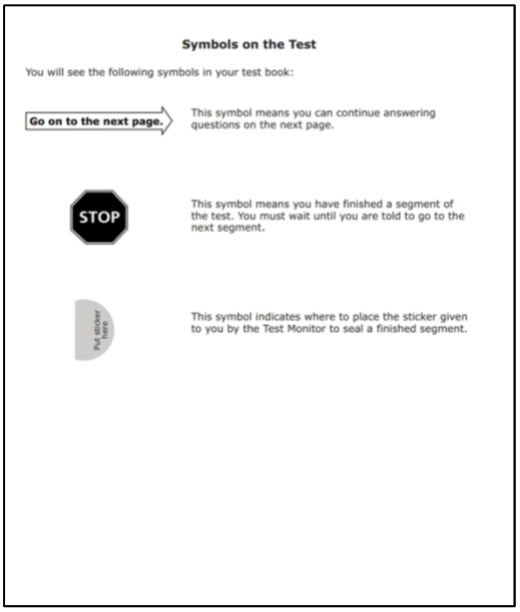 **Symbols on the Test** You will see the following symbols in your test book: Go on to the next page. — This symbol means you can continue answering questions on the next page. STOP — This symbol means you have finished a segment of the test. You must wait until you are told to go to the next segment. Put sticker here — This symbol indicates where to place the sticker given to you by the Test Monitor to seal a finished segment. (Math) 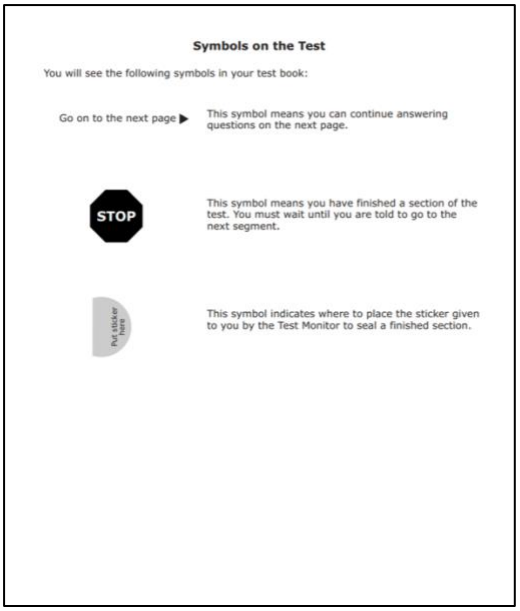 **Symbols on the Test** You will see the following symbols in your test book: Go on to the next page ▶ — This symbol means you can continue answering questions on the next page. STOP — This symbol means you have finished a section of the test. You must wait until you are told to go to the next segment. Put sticker here — This symbol indicates where to place the sticker given to you by the Test Monitor to seal a finished section. (Reading and Science)

Information	Sample Image
General Information – Reading SRTs A general information page is included in the SRT passages book and the SRT test book. This page includes important information that helps students become familiar with the format of the paper Reading MCA and the types of questions they will encounter.	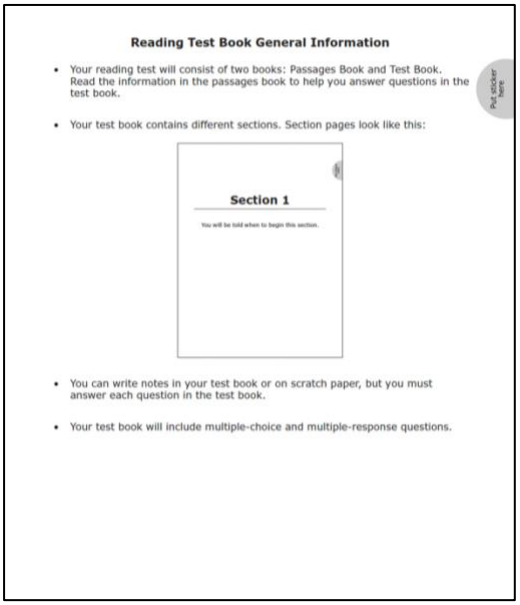 **Reading Test Book General Information** • Your reading test will consist of two books: Passages Book and Test Book. Read the information in the passages book to help you answer questions in the test book. • Your test book contains different sections. Section pages look like this: **Section 1** You will be told when to begin this section. • You can write notes in your test book or on scratch paper, but you must answer each question in the test book. • Your test book will include multiple-choice and multiple-response questions. Put sticker here Sample shown: *Reading Test Book General Information*
General Information – Math SRTs A general information page is included in each paper SRT. This page includes important information that helps students become more familiar with the format of the paper Math MCA and the types of questions they will encounter.	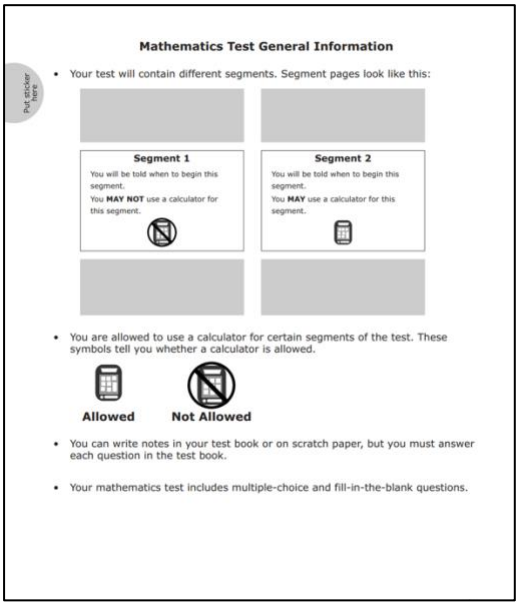 **Mathematics Test General Information** • Your test will contain different segments. Segment pages look like this: **Segment 1** You will be told when to begin this segment. You **MAY NOT** use a calculator for this segment. **Segment 2** You will be told when to begin this segment. You **MAY** use a calculator for this segment. • You are allowed to use a calculator for certain segments of the test. These symbols tell you whether a calculator is allowed. **Allowed** **Not Allowed** • You can write notes in your test book or on scratch paper, but you must answer each question in the test book. • Your mathematics test includes multiple-choice and fill-in-the-blank questions. Put sticker here Sample shown: *Math Test General Information*

Information	Sample Image
General Information – Science SRT A general information page is included in the SRT phenomena book and the SRT test book. This page includes important information that helps students become more familiar with the format of the paper Science MCA and the types of questions they will encounter.	 **Science Test Book General Information** • Your science test will consist of two books: Phenomena Book and Test Book. Read the information in the phenomena book to help you answer questions in the test book. • Your test book contains different sections. Section pages look like this: **Section 1** You will be told when to begin this section. • You can write notes in your test book or on scratch paper, but you must answer each question in the test book. • You may use a handheld calculator for some questions. • Your test book will include multiple-choice, constructed-response, multiple-response, and fill-in-the-blank questions. Sample shown: *Science Test Book General Information*

Information	Sample Image
Sample Questions and Practice Pages – Reading SRTs The reading SRTs each consist of two resources: a passages book and a test book. The SRT passages book contains a sample passage and a practice passage. The SRT test book contains the passages' corresponding sample questions and practice questions. These resources give students the opportunity to practice answering each type of question that may appear on their test. The paper Reading MCA contains two types of questions that require students to indicate answers differently. Answers must be recorded in the test book, not in the passages book. The purpose of the sample and practice questions is to show students how to correctly mark their answers for each type of question within the test book, not to practice getting the "right" answer. At the top of each sample question and practice page, an explanation is provided to help guide students on how to correctly indicate an answer.	 Sample shown: Grades 3-5 Reading Paper SRT Passages Book Sample Passage, pages 6-7  Sample shown: Grades 3-5 Reading Paper SRT Passages Book Practice Passage, pages 10-11

Information	Sample Image
To use the reading SRTs, educators may review the sample passage and questions with students first, then have students practice independently using the practice passage and questions. Educators and students can then review the students' approaches and practice again if needed. Note: The answers to all practice questions are provided at the top of the page. This ensures that students can focus on practicing marking their answer rather than on identifying the correct answer. For additional tips on using sample questions with students, refer to the *Appendix: Tips for Sample Questions* section of this document.	 Reading Grades 3–5 SRT Sample Questions: Creatures of the Night Use the information in the SRT passages book to review the following sample questions. Go on to the next page ▶ 4 Creatures of the Night For multiple-choice questions, circle the answer in your test book. The sample question shows you how to do this. Sample Question Based on the information in paragraph 2, how long do most bats live? A. Five to nine years B. Ten to twenty years C. Thirty to forty years D. Fifty to one hundred years Go on to the next page ▶ 5 Sample shown: Grades 3-5 Reading Paper SRT Test Book Sample Question, pages 4-5  Reading Grades 3–5 SRT Practice Questions: Out of the Dark Use the information in the SRT passages book to practice answering the following questions. Go on to the next page ▶ 8 Out of the Dark Practice Using the "Out of the Dark" passage in the SRT passages book, practice answering this multiple-choice question by circling option B. 1. Who is the narrator of this story? A. Dawn B. A person outside the story C. Jason D. The tour guide in the story Go on to the next page ▶ 9 Sample shown: Grades 3-5 Reading Paper SRT Test Book Practice Question, pages 8-9

Information	Sample Image
Sample Questions and Practice Pages – Math SRTs Each section of the math paper SRTs contains sample and practice question pages. These pages give students the opportunity to practice answering each type of question that may appear on their test. The paper Math MCA contains various types of questions that require students to indicate answers differently. The purpose of the sample and practice questions is to show students how to correctly mark their answers for each type of question within the test book, not to practice getting the "right" answer. At the top of each sample question and practice page, an explanation is provided to help guide students on how to correctly indicate an answer. To use the math SRTs, educators may review the sample questions with students first, then have students practice independently using the practice questions. Educators and students can then review the students' approaches and practice again if needed. Note: The answers to all practice questions are provided at the top of the page. This ensures that students can focus on practicing marking their answer rather than on identifying the correct answer. For additional tips on using sample questions with students, refer to the *Appendix: Tips for Sample Questions* section of this document.	 Sample shown: Grades 5-6 Math 12-point Paper SRT, pages 11-12

Information	Sample Image
Sample Questions and Practice Pages – Science SRT The science SRT consists of two resources: a phenomena book and a test book. The SRT phenomena book contains a sample phenomenon and a practice phenomenon. The SRT test book contains the phenomena's corresponding sample questions and practice questions. These resources give students the opportunity to practice answering each type of question that may appear on their test. The paper Science MCA contains various types of questions that require students to indicate answers differently. Answers must be recorded in the test book, not in the phenomena book. The purpose of the sample and practice questions is to show students how to correctly mark their answers for each type of question within the test book, not to practice getting the "right" answer. At the top of each sample question and practice page, an explanation is provided to help guide students on how to correctly indicate an answer.	 Sample shown: All Grades Science Paper SRT Phenomena Book Sample Phenomenon, pages 6-7 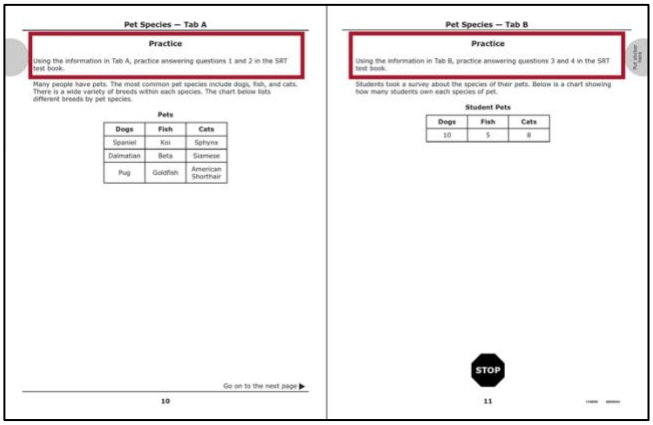 Sample shown: All Grades Science Paper SRT Phenomena Book Practice Phenomenon, pages 10-11

Information	Sample Image
To use the science SRT, educators may review the sample phenomenon and questions with students first, then have students practice independently using the practice phenomenon and questions. Educators and students can then review the students' approaches and practice again if needed. Note: The answers to all practice questions are provided at the top of the page. This ensures that students can focus on practicing marking their answer rather than on identifying the correct answer. For additional tips on using sample questions with students, refer to the *Appendix: Tips for Sample Questions* section of this document.	 Sample shown: All Grades Science Paper SRT Test Book Sample Question, pages 4-5  Sample shown: All Grades Science Paper SRT Test Book Practice Question, pages 10-11

Setting Up the Paper SRTs for Success

The paper SRTs prepare students for testing by helping them become familiar with the look and feel of a paper MCA, the types of questions on the MCA, and how to indicate answers to questions. Ultimately, the goal of the SRTs is to ensure that students feel comfortable and confident taking the MCA on testing day.

The paper SRTs are:	The paper SRTs are not:
• Tools to help educators and students become familiar with the test format and understand how to indicate answers. • Resources for educators to use in a way that best suits their students' needs and instructional goals.	• High-stakes assessments. • Practice or sample tests (The SRTs focus on format rather than on test content).

Appendix: Tips for Sample Questions

Best practice for using the paper SRTs with students is at the discretion of the educator and should be tailored to student needs. For example, some educators may choose to practice all subjects with a student in a given day while others may focus on only one subject per day.

The following pages provide additional information on how to best use the content within the *Sample Question* and *Practice* pages.

Grades 3-5 Reading Paper SRT

The grades 3-5 reading resource consists of a passages book and test book. The following tables include important information about sample and practice passages and questions. It is recommended to have the Grades 3-5 Reading Paper SRT resources available when reviewing this section. Note: Page numbers may vary based on the paper SRT's font size (12- or 18-point), as shown in parentheses in the left column.

Sample Passage and Sample Questions

The sample passage can be found in the passages book on pages 6–7 (12-pt) or pages 6–8 (18-pt). The sample questions can be found in the test book. The page numbers and font sizes for the sample questions are provided in the table below.

Sample Question Page Numbers (Font Size)	Sample Questions
5 (12- & 18-pt)	Shows a multiple-choice question. Educators and students should focus on reviewing the sample passage in the passages book and marking the answer in the test book by circling an option.
6 (12- & 18-pt)	Shows a multiple-response question. Educators and students should focus on reviewing the sample passage in the passages book and indicating the answer in the test book by marking the correct number of boxes.

Practice Passage and Practice Questions

The practice passage can be found in the passages book on pages 10-11 (12-pt) or pages 10-13 (18-pt). The practice questions can be found in the test book. The page numbers and font sizes for the practice questions are provided in the table below.

Practice Question Page Numbers (Font Size)	Practice Questions
9 (12- & 18-pt)	Educators should allow students to read the practice passage to answer this multiple-choice question. Students should practice circling option B to answer the question in the test book. **Tips:**

Practice Question Page Numbers (Font Size)	Practice Questions
	• Students may circle the letter, the text, or both the letter and text of the option. • Students should not circle multiple options.
10 (12-pt) 10-11 (18-pt)	Educators should allow students to read the practice passage to answer this multiple-response question. Students should practice marking the first and third boxes to answer the question in the test book. **Tips:** • Students should carefully read the instructions in the question to understand how many options to select. • Students may mark the boxes with an "X," a check mark, or any other clearly indicated symbol.

Grades 6–10 Reading Paper SRT

The grades 6-10 reading resource consists of a passages book and test book. The following tables include important information about sample and practice passages and questions. It is recommended to have the Grades 6-10 Reading Paper SRT resources available when reviewing this section. Note: Page numbers may vary based on the paper SRT's font size (12- or 18-point), as shown in parentheses in the left column.

Sample Passage and Sample Questions

The sample passage can be found in the passages book on pages 6–8 (12-pt) or pages 6–10 (18-pt). The sample questions can be found in the test book. The page numbers and font sizes for the sample questions are provided in the table below.

Sample Question Page Numbers (Font Size)	Sample Questions
5 (12- & 18-pt)	Shows a multiple-choice question. Educators and students should focus on reviewing the sample passage in the passages book and marking the answer in the test book by circling an option.
6 (12-pt) 6-7 (18-pt)	Shows a multiple-response question. Educators and students should focus on reviewing the sample passage in the passages book and indicating the answer in the test book by marking the correct number of boxes.

Practice Passage and Practice Questions

The practice passage can be found in the passages book on pages 10-12 (12-pt) or pages 12-16 (18-pt). The practice questions can be found in the test book. The page numbers and font sizes for the practice questions are provided in the table below.

Practice Question Page Numbers (Font Size)	Practice Questions
9 (12- & 18-pt)	Educators should allow students to read the practice passage to answer this multiple-choice question. Students should practice circling option C to answer the question in the test book. **Tips:**

Practice Question Page Numbers (Font Size)	Practice Questions
	• Students may circle the letter, the text, or both the letter and text of the option. • Students should not circle multiple options.
10 (12-pt) 10-11 (18-pt)	Educators should allow students to read the practice passage to answer this multiple-response question. Students should practice marking the second and third boxes to answer the question in the test book. **Tips:** • Students should carefully read the instructions in the question to understand how many options to select. • Students may mark the boxes with an "X," a check mark, or any other clearly indicated symbol.

Grades 3-4 Math Paper SRT

The grades 3-4 math resource consists of sample and practice questions. The following table includes important information about sample and practice questions. It is recommended to have the Grades 3-4 Math Paper SRT available when reviewing this section. Note: Page numbers may vary based on the paper SRT's font size (12-, 18-, or 24-point), as shown in parentheses in the left column.

Page Numbers (Font Size)	Sample Question Answered in Test Book	Practice
5-7 (12-, 18-, & 24-pt)	Shows a multiple-choice question. Educators and students should focus on marking the answer by circling an option.	Educators should allow students to practice circling option B on page 6 and option C on page 7. **Tips:** • Students may circle the letter, the text, or both the letter and text of the option. • Students should not circle multiple options.

Grades 5-6 Math Paper SRT

The grades 5-6 math resource consists of sample and practice questions. The following table includes important information about sample and practice questions. It is recommended to have the Grades 5-6 Math Paper SRT available when reviewing this section. Note: Page numbers may vary based on the paper SRT's font size (12-, 18-, or 24-point), as shown in parentheses in the left column.

Page Numbers (Font Size)	Sample Question Answered in Test Book	Practice
5-7 (12-, 18-, & 24-pt)	Shows a multiple-choice question. Educators and students should focus on marking the answer by circling an option.	Educators should allow students to practice circling option B on page 6 and option C on page 7. **Tips:** • Students may circle the letter, the text, or both the letter and text of the option. • Students should not circle multiple options.
8 (12-, 18-, & 24-pt)	Shows a fill-in-the-blank question. Educators and students should focus on the importance of using only symbols that are allowed when writing an answer. (Note: When entering student responses into the online data entry form for the MCA, the fill-in-the-blank box will not allow a space or comma to be entered.)	N/A
9-10 (12-, 18-, & 24-pt)	Shows a fill-in-the-blank question with an answer that is a decimal number. Educators and students should focus on the question's bolded instructions, which indicate that a decimal number is one of the accepted formats for this type of question.	Educators should allow students to practice writing 0.3 in the space provided. **Tip:** Students may read the bolded instructions again independently in order to better understand the importance of using only allowable symbols in their answer.

Page Numbers (Font Size)	Sample Question Answered in Test Book	Practice
11-12 (12-, 18-, & 24-pt)	Shows a fill-in-the-blank question with a mixed-number answer that is changed into an improper fraction. Educators and students should focus on the question's bolded instructions, which indicate that a mixed number must be converted into an improper fraction or a decimal because a mixed number is **not** one of the accepted formats for this type of question. (Note: When entering student responses into the online data entry form for the MCA, the fill-in-the-blank box will not allow a space or comma to be entered.) **Note:** 7.75 is also an acceptable answer.	Educators should allow students to practice converting the mixed-number answer and writing 87/8 or 10.875 in the space provided. **Tips:** • Students may read the bolded instructions again independently in order to better understand the importance of changing a mixed number into an improper fraction or a decimal and to better understand the importance of using only allowable symbols in their answer. • Students should not use a horizontal fraction bar when inputting the answer.

Grades 7–8 Math Paper SRT

The grades 7-8 math resource consists of sample and practice questions. The following table includes important information about sample and practice questions. It is recommended to have the Grades7-8 Math Paper SRT available when reviewing this section. Note: Page numbers may vary based on the paper SRT's font size (12-, 18-, or 24-point), as shown in parentheses in the left column.

Page Numbers (Font Size)	Sample Question Answered in Test Book	Practice
5-7 (12-, 18-, & 24-pt)	Shows a multiple-choice question. Educators and students should focus on marking the answer by circling an option.	Educators should allow students to practice circling option C on page 6 and option C on page 7. **Tips:** • Students may circle the letter, the text, or both the letter and text of the option. • Students should not circle multiple options.
8 (12-, 18-, & 24-pt)	Shows a fill-in-the-blank question. Educators and students should focus on the importance of using only symbols that are allowed when writing an answer. (Note: When entering student responses into the online data entry form for the MCA, the fill-in-the-blank box will not allow a space or comma to be entered.)	N/A
9-10 (12-, 18-, & 24-pt)	Shows a fill-in-the-blank question with an answer that is a negative decimal number. Educators and students should focus on the question's bolded instructions, which indicate that a negative and/or decimal number is one of the accepted formats for this type of question.	Educators should allow students to practice writing −0.32 in the space provided. **Tips:** • Students may read the bolded instructions again independently in order to better understand the importance of using only allowable symbols in their answer.

Page Numbers (Font Size)	Sample Question Answered in Test Book	Practice
		• Students should practice clearly writing a negative sign in front of a decimal number.
11-12 (12-, 18-, & 24-pt)	Shows a fill-in-the-blank question with a mixed-number answer that is changed into an improper fraction. Educators and students should focus on the question's bolded instructions, which indicate that a mixed number must be converted into an improper fraction or a decimal because a mixed number is **not** one of the accepted formats for this type of question. (Note: When entering student responses into the online data entry form for the MCA, the fill-in-the-blank box will not allow a space or comma to be entered.) **Note:** 1.125 is also an acceptable answer.	Educators should allow students to practice converting the mixed-number answer and writing 325/4 or 81.25 in the space provided. **Tips:** • Students may read the bolded instructions again independently in order to better understand the importance of changing a mixed number into an improper fraction or a decimal and to better understand the importance of using only allowable symbols in their answer. • Students should not use a horizontal fraction bar when inputting the answer.

Grade 11 Math Paper SRT

The grade 11 math resource consists of sample and practice questions. The following table includes important information about sample and practice questions. It is recommended to have the Grade 11 Math Paper SRT available when reviewing this section. Note: Page numbers may vary based on the paper SRT's font size (12-, 18-, or 24-point), as shown in parentheses in the left column.

Page Numbers (Font Size)	Sample Question Answered in Test Book	Practice
5-7 (12-, 18-, & 24-pt)	Shows a multiple-choice question. Educators and students should focus on marking the answer by circling an option.	Educators should allow students to practice circling option C on page 6 and option C on page 7. **Tips:** • Students may circle the letter, the text, or both the letter and text of the option. • Students should not circle multiple options.
8 (12- & 18-pt) 8-9 (24-pt)	Shows a fill-in-the-blank question. Educators and students should focus on the importance of using only symbols that are allowed when writing an answer. (Note: When entering student responses into the online data entry form for the MCA, the fill-in-the-blank box will not allow a space or comma to be entered.)	N/A
9-10 (12- & 18-pt) 10-11 (24-pt)	Shows a fill-in-the-blank question with an answer that is a decimal number. Educators and students should focus on the question's bolded instructions, which indicate that a negative and/or decimal number is one of the accepted formats for this type of question. **Note:** The improper fraction −21/20 is also an acceptable answer.	Educators should allow students to practice writing −39.4 in the space provided. **Tips:** • Students may read the bolded instructions again independently in order to better understand the importance of using only allowable symbols in their answer.

Page Numbers (Font Size)	Sample Question Answered in Test Book	Practice
		• Students should practice clearly writing a negative sign in front of a decimal number. • The educator should note that the improper fraction –197/5 is also an acceptable answer.
11-12 (12- & 18-pt) 12-14 (24-pt)	Shows a fill-in-the-blank question with a mixed-number answer that is changed into an improper fraction. Educators and students should focus on the question's bolded instructions, which indicate that a mixed number must be converted into an improper fraction or a decimal because a mixed number is **not** one of the accepted formats for this type of question. (Note: When entering student responses into the online data entry form for the MCA, the fill-in-the-blank box will not allow a space or comma to be entered.) **Note:** 3.25 is also an acceptable answer.	Educators should allow students to practice converting the mixed-number answer and writing 3/2 or 1.5 in the space provided. **Tips:** • Students may read the bolded instructions again independently in order to better understand the importance of changing a mixed number into an improper fraction or a decimal and to better understand the importance of using only allowable symbols in their answer. • Students should not use a horizontal fraction bar when inputting the answer.

All Grades Science Paper SRT

The all grades science resource consists of a phenomena book and test book for students in grades 5, 8, and high school. The following tables include important information about sample and practice phenomena and questions. It is recommended to have the All Grades Science Paper SRT resources available when reviewing this section. Note: Page numbers may vary based on the paper SRT's font size (12- or 18-point), as shown in parentheses in the left column.

Sample Phenomenon and Sample Questions

The sample phenomenon consists of two tabs in the Science Phenomena Book: Tab A (page 6) and Tab B (page 7) (12- & 18- pt). The sample questions can be found in the test book. The page numbers and font sizes for the sample questions are provided in the table below.

Sample Question Page Numbers (Font Size)	Sample Questions
5 (12- & 18-pt)	Shows a multiple-choice question and references Tab A of the sample phenomenon. Educators and students should focus on reviewing Tab A in the phenomena book and marking the answer in the test book by circling an option.
6 (12- & 18-pt)	Shows a constructed-response question and references Tab B of the sample phenomenon. Educators and students should focus on reviewing Tab B in the phenomena book and writing an answer in the test book using the lines provided.
7 (12- & 18-pt)	Shows a multiple-response question and references Tab A of the sample phenomenon. Educators and students should focus on reviewing Tab A in the phenomena book and indicating the answer in the test book by marking the correct number of boxes.
8 (12- & 18-pt)	Shows a fill-in-the-blank question and references Tab B of the sample phenomenon. Educators and students should focus on reviewing Tab B in the phenomena book and writing the answer in the test book within the provided box. (Note: When entering student responses into the online data entry form for the MCA, the fill-in-the-blank box will not allow a space or comma to be entered.)

Practice Phenomenon and Practice Questions

The practice phenomenon consists of two tabs in the Science Phenomena Book: Tab A (page 10) and Tab B (page 11) (12- & 18-pt). The practice questions can be found in the test book. The page numbers and font sizes for the sample questions are provided in the table below

Practice Question Page Numbers (Font Size)	Practice Questions
11 (12- & 18-pt)	Educators should allow students to read Tab A of the practice phenomenon to answer this multiple-response question. Students should practice marking the boxes next to Sphynx, Siamese, and American Shorthair to answer the question within the test book. **Tips:** • Students should carefully read the bolded instructions in the question to understand how many options to select. • Students may mark the boxes with an "X," a check mark, or any other clearly indicated symbol.
12-13 (12- & 18-pt)	Educators should allow students to read Tab A and Tab B of the practice phenomenon to answer this constructed-response question. Students should practice writing their answers on the lines provided within the test book. **Tips:** • Students should practice writing legibly and only on the lines provided in the test book. • Students should know that they will be assessed on their content knowledge (not spelling, grammar, sentence mechanics, and format) on the test.
14 (12- & 18-pt)	Educators should allow students to read Tab B of the practice phenomenon to answer this multiple-choice question. Students should practice circling option A to answer the question within the test book. **Tips:** • Students may circle the letter, the text, or both the letter and text of the option. • Students should not circle multiple options.

Practice Question Page Numbers (Font Size)	Practice Questions
14 (12-pt) 15 (18-pt)	Educators should allow students to read Tab B of the practice phenomenon to answer this fill-in-the-blank question. Students should practice writing 3 in the box provided to answer the question within the test book. **Tips:** • Students should practice writing legibly within the box. • Students should know that only up to 5 digits can be entered in the box and that responses should be written without a comma as commas are not allowed during data entry, which is completed by designated staff during the testing window.