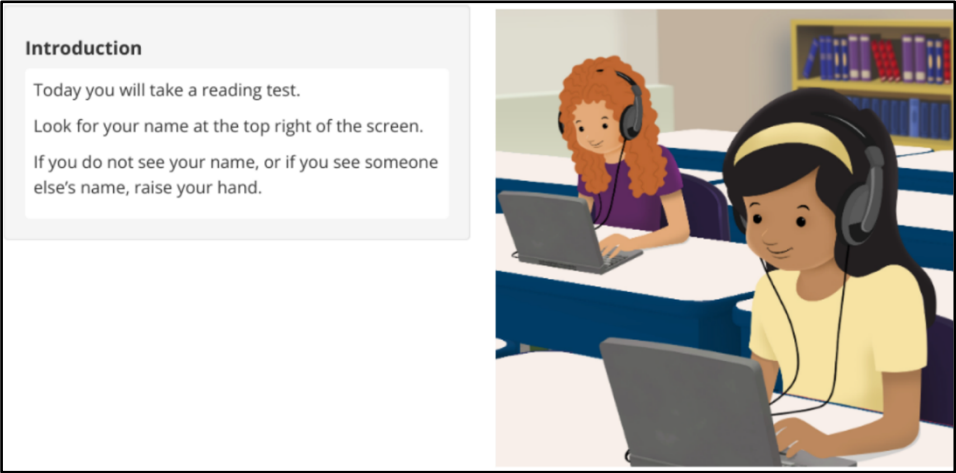


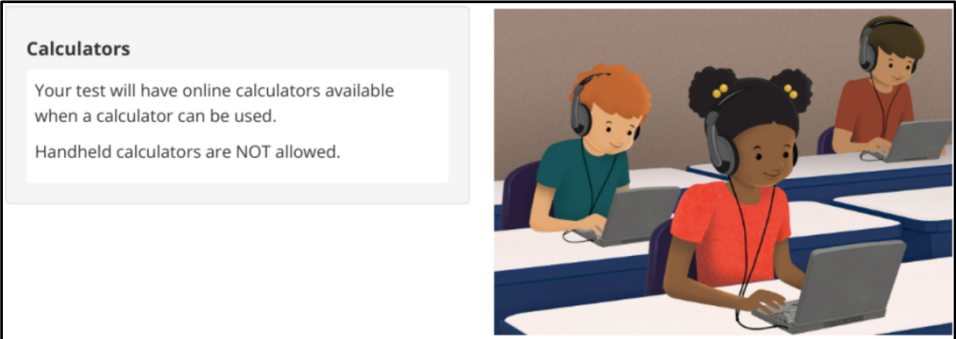
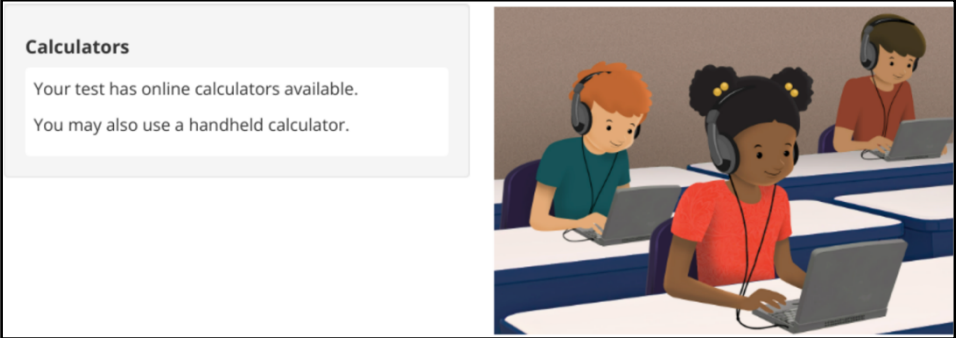
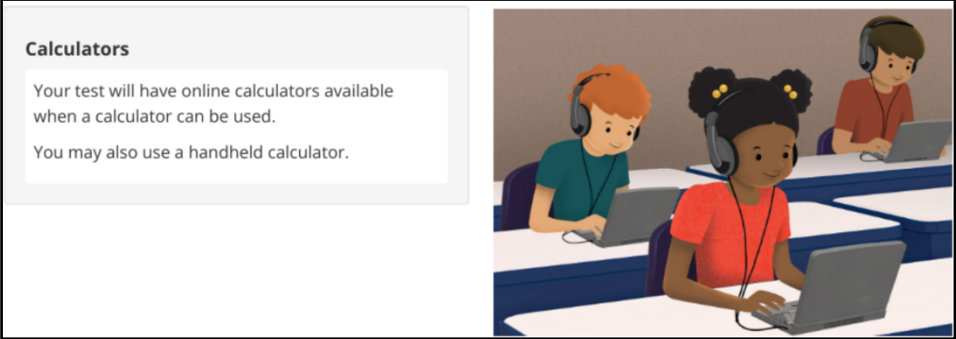
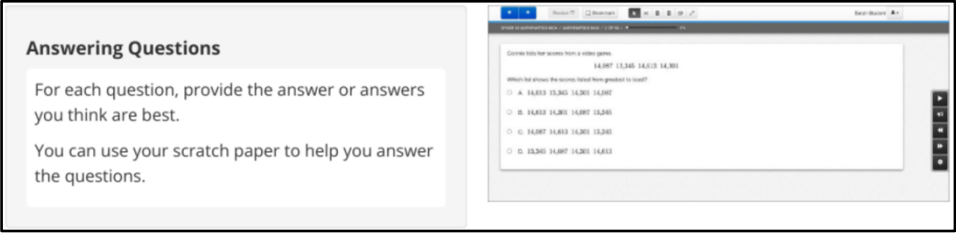
Overview of Student Directions

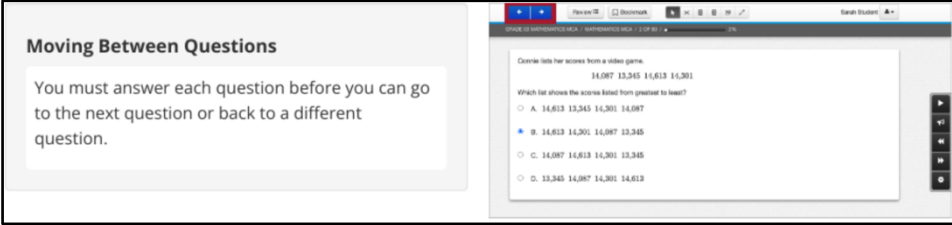
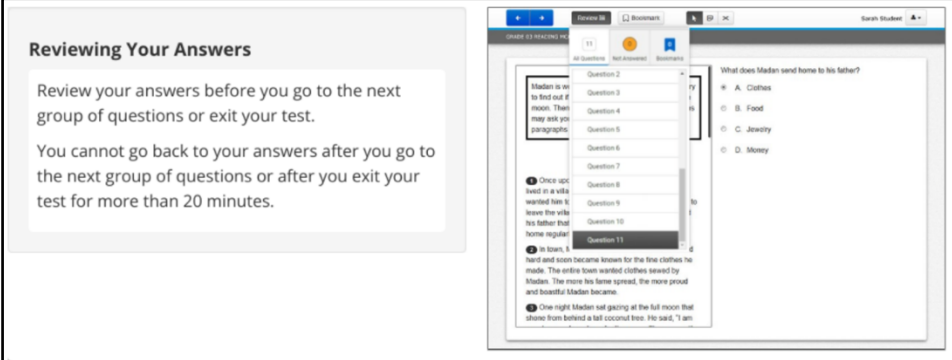
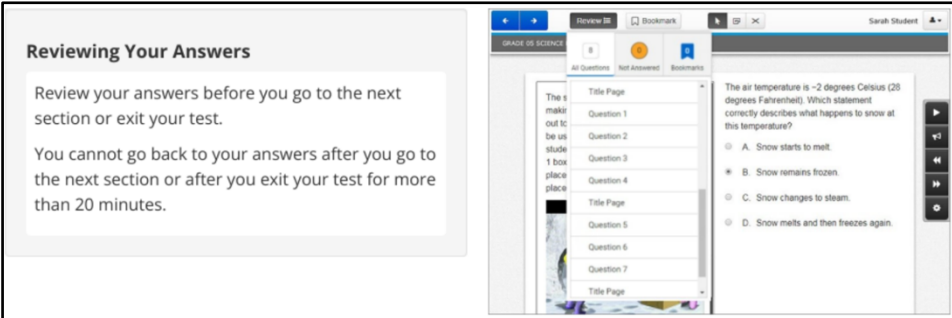
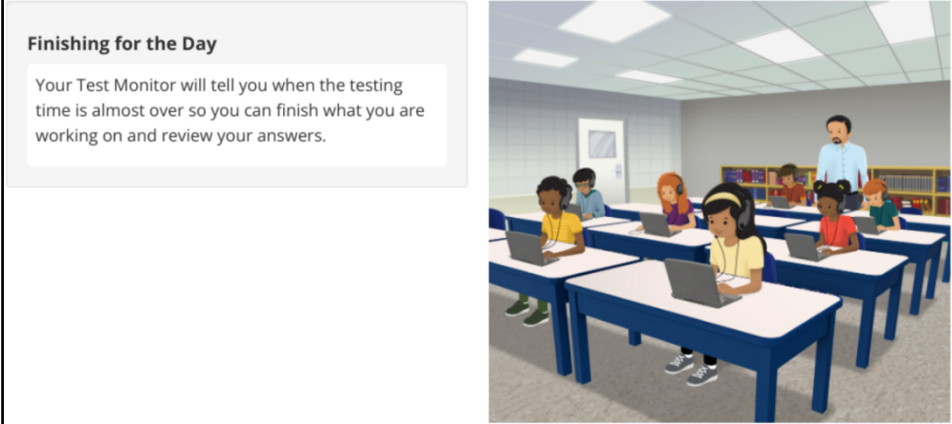
This document outlines the directions in the first section of each student's test. The text in this document reflects exactly what students will see when taking an online MCA. Students review these directions after they sign in and before they begin each test. Text-to-speech is available for the directions in all subjects. If students need any of these directions repeated during testing, a transcript is included for Test Monitors in the *Testing Directions: Online*.

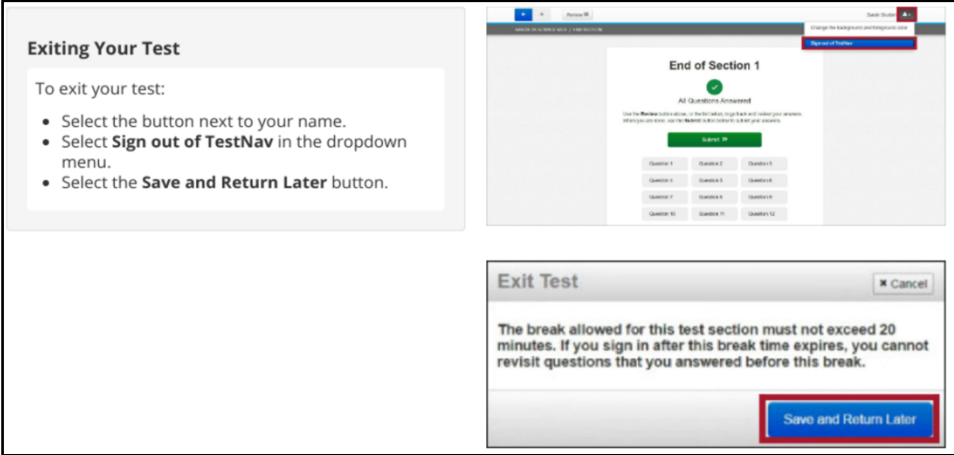
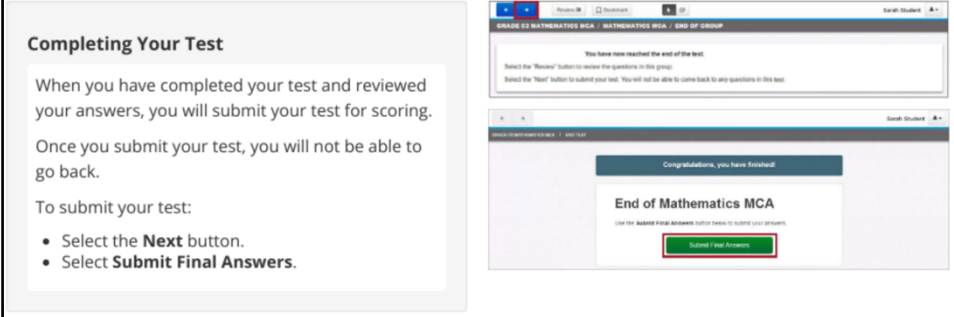
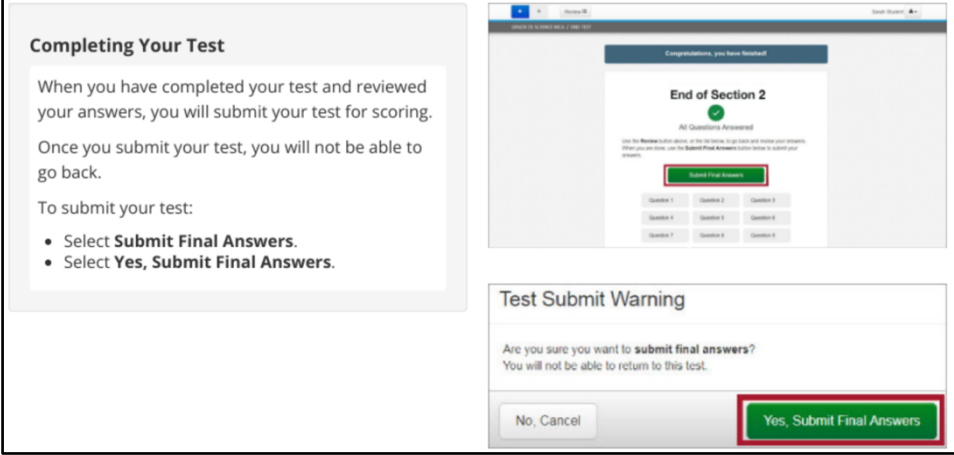
Students can navigate between different student directions pages as needed. For reading and mathematics, once students navigate past the student directions, they cannot go back to them. For science, the student directions are embedded in the first section so students can go back to them throughout the first section as needed.


Note: In this document, sample images are only shown for each subject if the information on the screen differs; for the majority, the only difference is the content of the sample item reflected.


Screen Text	Sample Image
<p>Introduction</p> <p>Today you will take a [reading/math/science] test.</p> <p>Look for your name at the top right of the screen.</p> <p>If you do not see your name, or if you see someone else's name, raise your hand.</p>	<p>Example: Reading MCA</p>  <p>The sample image is a composite. On the left, a light gray rectangular box contains the following text: Introduction, Today you will take a reading test., Look for your name at the top right of the screen., and If you do not see your name, or if you see someone else's name, raise your hand. On the right, an illustration shows two female students sitting at desks in a classroom. The student in the foreground has dark hair and is wearing a yellow shirt and large headphones, looking at a laptop. The student in the background has red curly hair and is wearing a purple shirt and headphones, also looking at a laptop. Bookshelves are visible in the background.</p>

Screen Text	Sample Image
<p>Calculators [Mathematics and Science MCA only]</p> <p>[For mathematics grades 3–8]</p> <p>Your test will have online calculators available when a calculator can be used.</p> <p>Handheld calculators are NOT allowed.</p> <p>[For mathematics grade 11]</p> <p>Your test has online calculators available.</p> <p>You may also use a handheld calculator.</p> <p>[For science] Your test will have online calculators available when a calculator can be used.</p> <p>You may also use a handheld calculator.</p>	<p>Mathematics MCA Grades 3–8</p>  <p>Mathematics MCA Grade 11</p>  <p>Science MCA</p> 
<p>Answering Questions</p> <p>For each question, provide the answer or answers you think are best.</p> <p>You can use your scratch paper to help you answer the questions.</p>	<p>Example: Mathematics MCA</p> 

Screen Text	Sample Image
<p>Moving Between Questions</p> <p>You must answer each question before you can go to the next question or back to a different question.</p>	<p>Example: Mathematics MCA</p>  <p>The screenshot shows a test interface with a message box that says 'Moving Between Questions' and 'You must answer each question before you can go to the next question or back to a different question.' To the right, a list of math problems is visible, including one about a video game score: 'Oscar lists her scores from a video game. 14,087 13,345 14,613 14,301. Which list shows the scores listed from greatest to least?' with four multiple-choice options.</p>
<p>Reviewing Your Answers</p> <p>[For reading and mathematics] Review your answers before you go to the next group of questions or exit your test.</p> <p>You cannot go back to your answers after you go to the next group of questions or after you exit your test for more than 20 minutes.</p> <p>[For science] Review your answers before you go to the next section or exit your test.</p> <p>You cannot go back to your answers after you go to the next section or after you exit your test for more than 20 minutes.</p>	<p>Example: Reading MCA</p>  <p>The screenshot shows a test interface with a message box that says 'Reviewing Your Answers' and 'Review your answers before you go to the next group of questions or exit your test. You cannot go back to your answers after you go to the next group of questions or after you exit your test for more than 20 minutes.' To the right, a list of reading questions is visible, including one about a story: 'Maden is all to find out if moon. Then may ask you paragraphs. Question 2, Question 3, Question 4, Question 5, Question 6, Question 7, Question 8, Question 9, Question 10, Question 11. Once you find it a wilder wanted him to leave the wife his father that home regular. In town, a hand and soon became known for the free clothes he made. The entire town wanted clothes sewed by Maden. The more his fame spread, the more proud and beautiful Maden became. One night Maden sat gazing at the full moon that shone from behind a tall coconut tree. He said, 'I am'.</p> <p>Example: Science MCA</p>  <p>The screenshot shows a test interface with a message box that says 'Reviewing Your Answers' and 'Review your answers before you go to the next section or exit your test. You cannot go back to your answers after you go to the next section or after you exit your test for more than 20 minutes.' To the right, a list of science questions is visible, including one about temperature: 'The air temperature is -2 degrees Celsius (28 degrees Fahrenheit). Which statement correctly describes what happens to snow at this temperature?' with four multiple-choice options: 'A. Snow starts to melt.', 'B. Snow remains frozen.', 'C. Snow changes to steam.', 'D. Snow melts and then freezes again.'</p>
<p>Finishing for the Day</p> <p>Your Test Monitor will tell you when the testing time is almost over so you can finish what you are working on and review your answers.</p>	<p>Finishing for the Day</p>  <p>The illustration shows a classroom with several students sitting at desks, working on laptops. A teacher is standing at the front of the room, looking at a board. The students are focused on their work, and the classroom is well-lit with large windows.</p>

Screen Text	Sample Image
<p>Exiting Your Test</p> <p>To exit your test:</p> <ul style="list-style-type: none"> • Select the button next to your name. • Select Sign out of TestNav in the dropdown menu. • Select the Save and Return Later button. 	<p>Example: Science MCA</p>  <p>The 'Exiting Your Test' section shows instructions to select the user name, 'Sign out of TestNav', and the 'Save and Return Later' button. The 'Exit Test' dialog box states: 'The break allowed for this test section must not exceed 20 minutes. If you sign in after this break time expires, you cannot revisit questions that you answered before this break.' The 'Save and Return Later' button is highlighted with a red box.</p>
<p>Completing Your Test</p> <p>When you have completed your test and reviewed your answers, you will submit your test for scoring.</p> <p>Once you submit your test, you will not be able to go back.</p> <p>To submit your test:</p> <p>[For reading and mathematics]</p> <ul style="list-style-type: none"> • Select the Next button. • Select Submit Final Answers. <p>[For science]</p> <ul style="list-style-type: none"> • Select Submit Final Answers. • Select Yes, Submit Final Answers. 	<p>Example: Mathematics MCA</p>  <p>The 'Completing Your Test' section for mathematics instructs users to click 'Next' and then 'Submit Final Answers'. The 'End of Mathematics MCA' screen shows a 'Submit Final Answers' button highlighted with a red box.</p> <p>Example: Science MCA</p>  <p>The 'Completing Your Test' section for science instructs users to click 'Submit Final Answers' and then 'Yes, Submit Final Answers'. The 'Test Submit Warning' dialog box asks: 'Are you sure you want to submit final answers? You will not be able to return to this test.' The 'Yes, Submit Final Answers' button is highlighted with a red box.</p>

Screen Text	Sample Image
<p>Turning in Materials</p> <p>Turn in your testing ticket and scratch paper before you leave.</p>	<div data-bbox="574 294 1039 457"> <p>Turning in Materials</p> <p>Turn in your testing ticket and scratch paper before you leave.</p> </div> 
<p>Read these important reminders:</p> <p>On this test, do your own best work to show what you know and can do.</p> <ul style="list-style-type: none"> • Do not accept help finding answers to test questions. • Do not give answers to other students. • Do not tell others what is on the test. • There may be consequences if you do not follow directions or if you behave dishonestly. 	<div data-bbox="574 804 1523 1020"> <p>Read these important reminders:</p> <p>On this test, do your own best work to show what you know and can do.</p> <ul style="list-style-type: none"> • Do not accept help finding answers to test questions. • Do not give answers to other students. • Do not tell others what is on the test. • There may be consequences if you do not follow directions or if you behave dishonestly. </div>

Screen Text	Sample Image
<p>Asking Questions and Starting Your Test</p> <p>Your Test Monitor cannot answer questions about test items.</p> <p>If you have other questions about the test, raise your hand now.</p> <p>If you do not have any questions, select the Next button to start your test.</p>	<div data-bbox="574 296 1040 583"> <p>Asking Questions and Starting Your Test</p> <p>Your Test Monitor cannot answer questions about test items.</p> <p>If you have other questions about the test, raise your hand now.</p> <p>If you do not have any questions, select the Next button to start your test.</p> </div> <div data-bbox="1065 296 1523 758">  </div>